

February “All About Wialon” Webinar

12-12:30 pm ET

Colored Sensors

Agenda

1. How to color your sensors?
2. Colored sensors in the unit tooltip and additional menu.
3. Colored sensors in the monitoring option “sensor state”.
4. Colored sensors and colored unit icons.
5. Colored sensors and colored unit tracks.

1. How to color your Sensors?

- Open unit properties, sensors tab, sensor properties “Intervals and Colors”

Intervals and colors:




Intervals and colors:


From	Color	Text	
0		minimum	✗
10		norm	✗
20		attention	✗
30		god save you	✗

 Add range

2. Colored Sensors in the unit tooltip/ additional menu

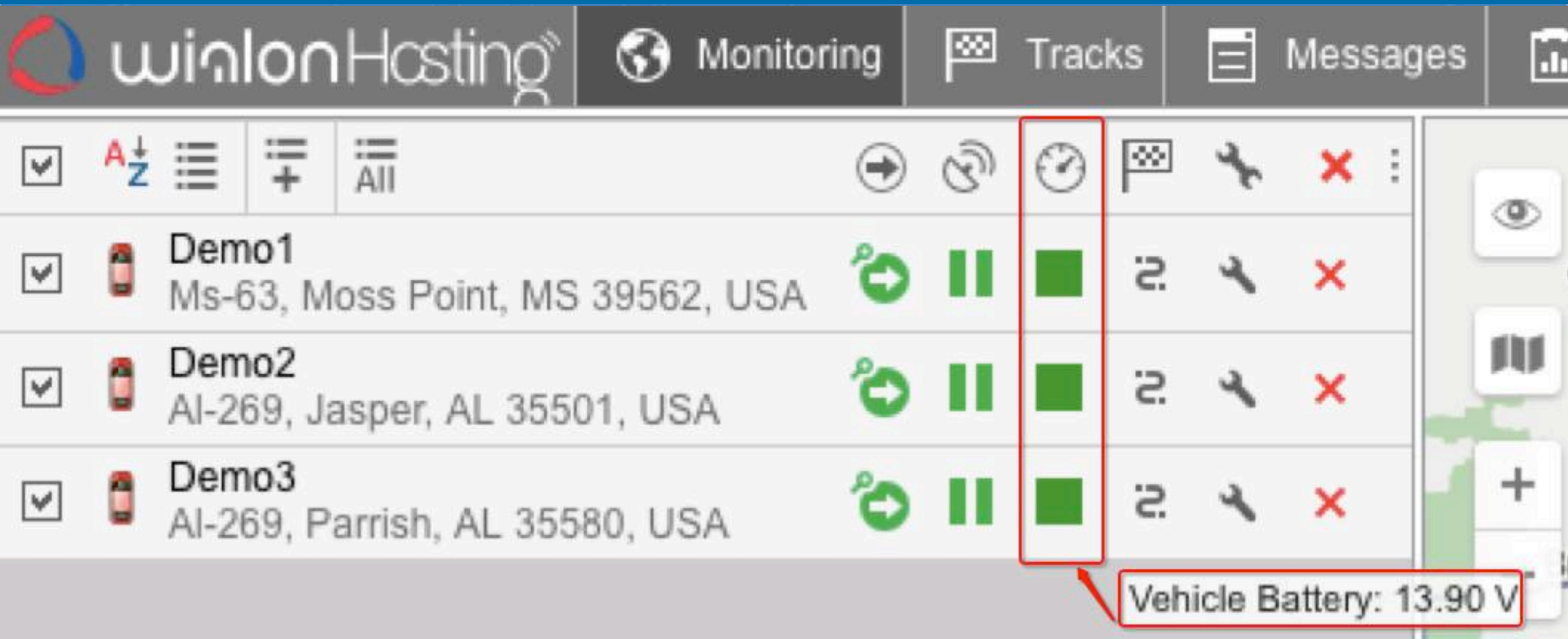
 Demo1
69, Moss Point, MS 39563, USA

12 s ago (26.01.2018 11:51:17)
69, Moss Point, MS 39563, USA

























22 mph	200772 mi	32105 h	 12
--------	-----------	---------	--

Ignition: On	Odometer: 200775.45 mi
Fuel Level: 14.52 gal	Coolant Temp: 177.08 °F
Fuel Level Left: 66.00 %	RPM: 699.00 rpm
Events: PERIODIC (6.00)	Vehicle Battery: 13.88 V

3. Colored Sensors in the monitoring option “sensor state”



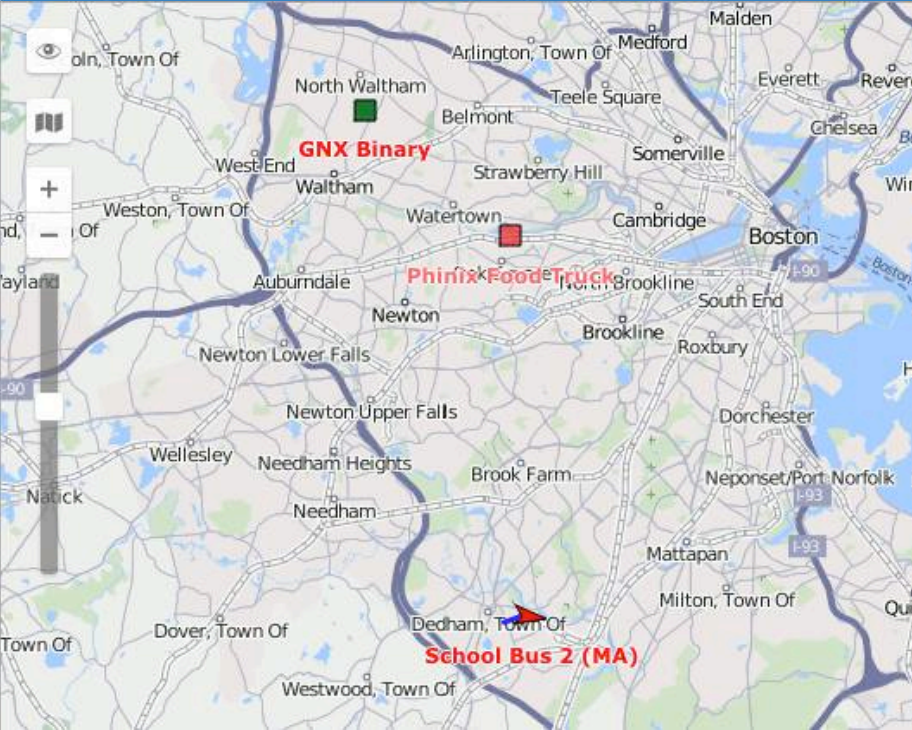
The screenshot displays the Winlon Hosting Monitoring interface. The top navigation bar includes 'winlon Hosting', 'Monitoring', 'Tracks', and 'Messages'. Below the navigation bar, there is a table of vehicle data. The table has columns for checkboxes, vehicle icons, names, locations, status icons (refresh, pause), a sensor state column (highlighted with a red box), and action icons (refresh, wrench, delete, and a menu icon). The sensor state column shows green squares for all three vehicles, indicating a healthy state. A red arrow points from the green square in the 'Demo1' row to a tooltip box at the bottom right that reads 'Vehicle Battery: 13.90 V'.

<input type="checkbox"/>	Vehicle Icon	Vehicle Name	Location	Refresh	Pause	Sensor State	Refresh	Wrench	Delete	Menu
<input type="checkbox"/>		Demo1	Ms-63, Moss Point, MS 39562, USA							
<input type="checkbox"/>		Demo2	Al-269, Jasper, AL 35501, USA							
<input type="checkbox"/>		Demo3	Al-269, Parrish, AL 35580, USA							

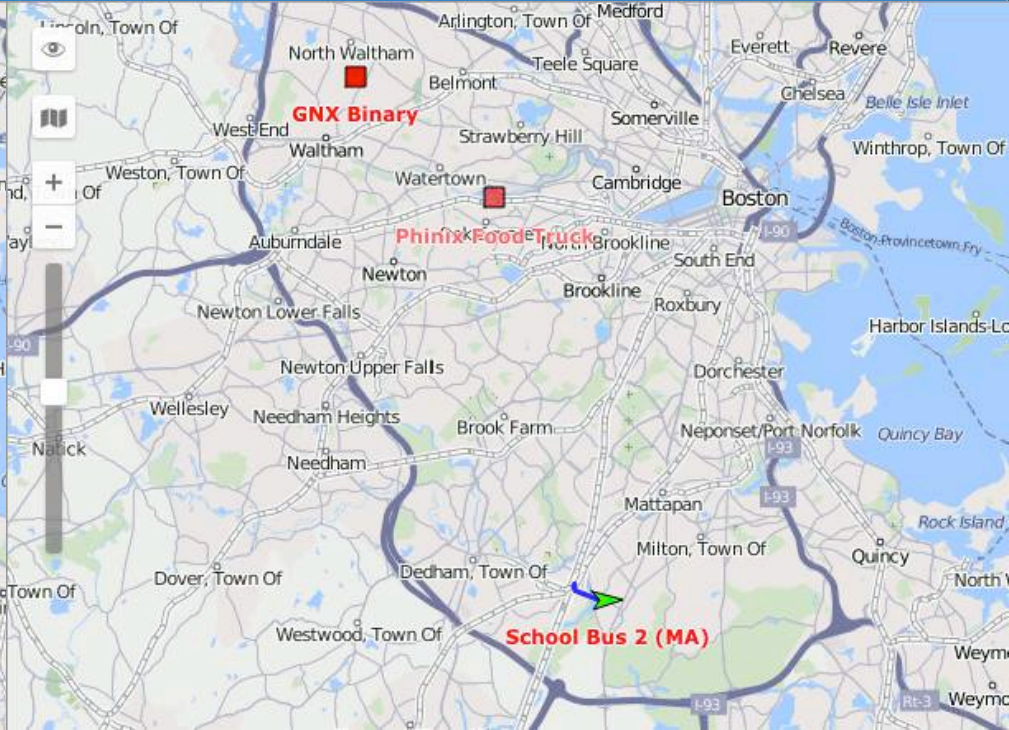
Vehicle Battery: 13.90 V

4. Colored Sensors and Colored unit icons

Colored according to sensor value




Colored according to motion state





5. Colored Sensors and Colored unit tracks

winlonHosting® Monitoring Tracks Reports Notifications

Unit: School Bus 1 (NV) 

Color: By sensor

Value	Color
-∞ .. 4	
4 .. ∞	

Line thickness: 6px

Show annotations:

Apply trip detector:




Today Yesterday Week Month


Interval: Specified interval

From: 2018 February 21 12:00 am

To: 2018 February 21 11:59 pm

[Show Track](#)

Object	Mileage	
<input checked="" type="checkbox"/> School Bus 1 (NV) 2018-02-21	381.88 mi	  





Thank you for your attention!