

**November 2017 – 1<sup>st</sup> Webinar**

**Logistics Module – Part I**

# Agenda

## 1. Prepare

How to setup Wialon account for Logistics?

## 2. Test Web App for Dispatcher

How to create routes for drivers?

## 3. Test Mobile App for Driver

How to get directions to order and confirm order?

# 1. Prepare

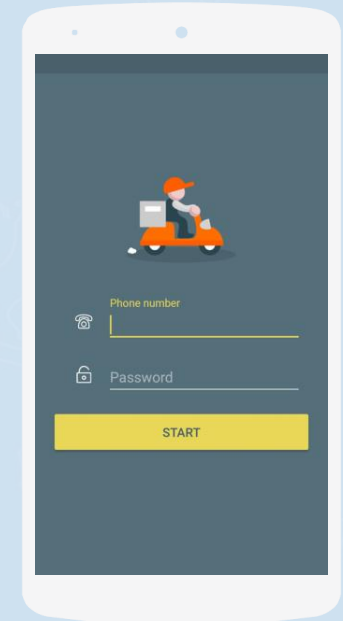
## Dispatcher Web App



## List to do:

1. **Install Logistics App**
2. **Setup Logistics Demo Account:**
  - Create New Account and User
  - Check User Settings (date format)
  - Add Units
  - Create Driver
  - Bind the driver to Unit
3. **Prepare the file with orders**

## Driver Mobile App



## 2. Test Web App for Dispatcher

### Dispatcher Web App

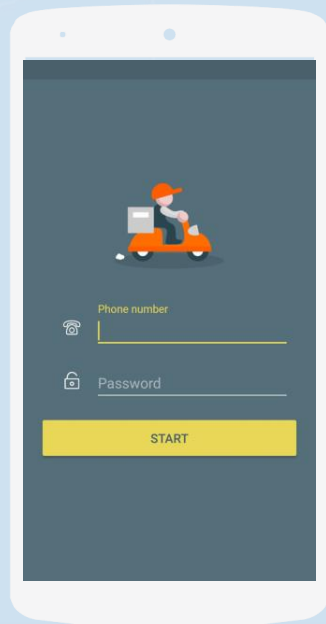


### List to do:

1. Chat with drivers
2. Upload orders
3. Create routes

## 3. Test Mobile App for Driver

### Driver Mobile App

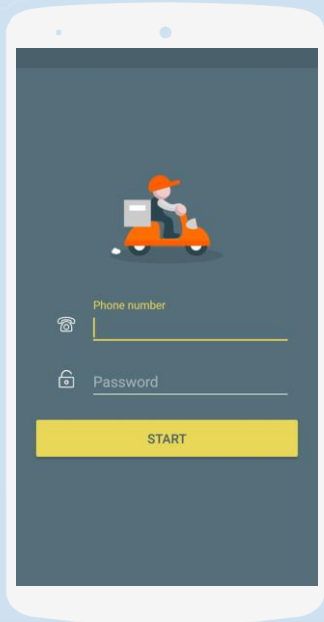


### List to do:

1. Login with your **Phone number Mobile Key**
2. Confirm that **Route is received**
3. **Get direction to the 1<sup>st</sup> order**
4. **Confirm the 1<sup>st</sup> order with signature and image**

# Become Publisher of your App!


## Gurtam Mobile App



## White Labeling

1. Your Logo
2. Your App Name
3. Your Color Scheme

## Your Mobile App





**Thank you for your attention!**

**Anna Demina**  
**Account Manager, North America**