

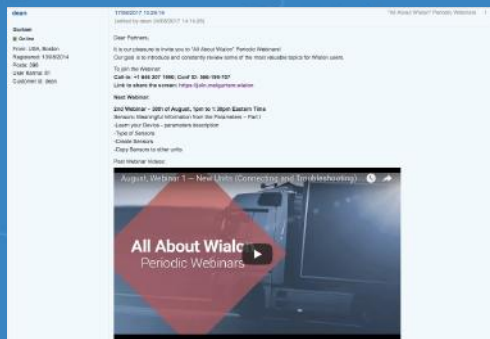
“All About Wialon” Webinars

Once a month **Wednesdays** from 12:00 to 12:30pm ET

Subscribe to [YouTube Channel](#) and [Forum Topic](#) to stay Updated



“All About Wialon” Periodic Webinars



January “All About Wialon” Webinar

12-12:30 pm ET

Passenger Module

Agenda

- 1. Preparation for testing Passengers Solution**
- 2. Automatic binding of Passengers**
- 3. Notifications and Reports for Passengers**

1. Preparation for testing Passengers Solution

What should be prepared to test Passengers Solution?

Hardware Setup:


- Choice of GPS tracking device
- Choice of RFID reader
- Choice of Student ID Card

Wialon Setup:


- Unit creation (Passenger Binding Sensor)
- Passengers creation
- Automatic Binding setup
- Notifications and Report creation


1. Preparation for testing Passengers Solution

Hardware Setup → Passenger Solution ← Wialon Setup

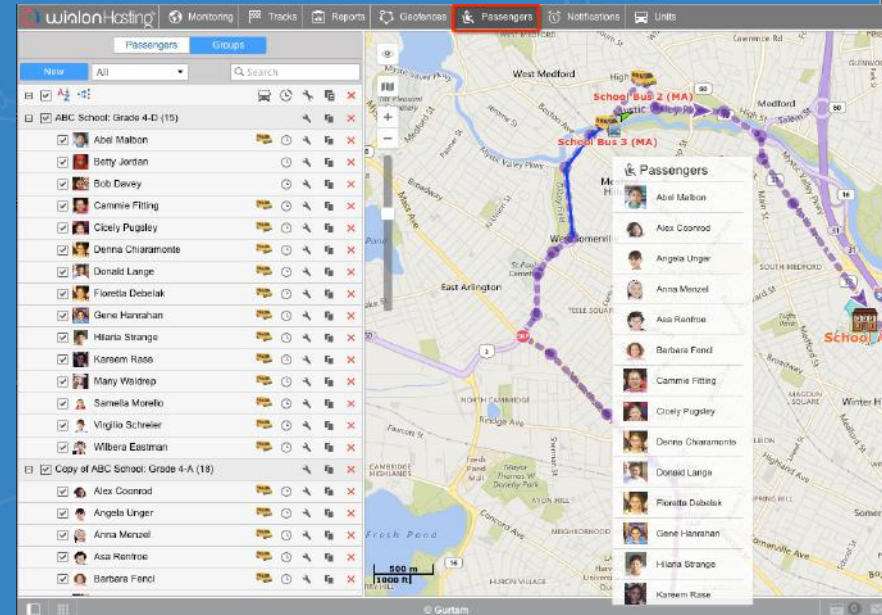


Lincoln School
Anna Demina
Grade - 6

Hot Lunch w/Milk

S2329801F1802



RFID



Wialon-Hosting

Passengers

Passenger	Status	Location	Time
Abel Malbon	✓	West Medford	10:00
Betty Jordan	✓	West Medford	10:00
Bob Devey	✓	West Medford	10:00
Cammie Fitting	✓	West Medford	10:00
Cibely Puglsley	✓	West Medford	10:00
Demina Chiaromonte	✓	West Medford	10:00
Donald Lange	✓	West Medford	10:00
Floretta Dabelak	✓	West Medford	10:00
Gene Hanrahan	✓	West Medford	10:00
Hilana Strange	✓	West Medford	10:00
Kareem Rase	✓	West Medford	10:00
Many Wildrep	✓	West Medford	10:00
Samella Morello	✓	West Medford	10:00
Virgilio Schreier	✓	West Medford	10:00
Wilbera Eastman	✓	West Medford	10:00
Alex Coonrod	✓	West Medford	10:00
Angelia Linger	✓	West Medford	10:00
Anna Menzell	✓	West Medford	10:00
Asa Rentroe	✓	West Medford	10:00
Barbara Fencil	✓	West Medford	10:00

Map showing school bus routes: Schog Bus 2 (MA), Schog Bus 3 (MA), Schog Bus 4 (MA).

2. Automatic binding of Passengers

How to test automatic binding of Passengers?

- 1 - Create Unit with Passenger Binding Sensor – (WiaTag Device Type)
- 2 - Create Passengers with Code - (The Code from the Student ID Card)
- 3 - Activate Automatic Binding – (Activate in Passengers Tab)


3. Notifications and Reports for Passengers


How to test notifications and reports for Passengers Solution?

- 1 – Use “Passenger Alarm” and “Passenger Activity” notification types
- 2 – Use “Bindings” table for Passengers and Group of Passengers report types

Passengers Solution is working!

Hardware Setup → Passenger Solution ← Wialon Setup



Lincoln School
 Anna Demina
 Grade - 6
 Hot Lunch w/Milk

 S2329801F1802



Wialon-Hosting

Passengers

Passenger	Status	Location	Actions
Abel Malbon	✓	West Medford	[Icons]
Betty Jordan	✓	West Medford	[Icons]
Bob Devey	✓	West Medford	[Icons]
Cammie Fitting	✓	West Medford	[Icons]
Cibely Puglsley	✓	West Medford	[Icons]
Denna Chiaromonte	✓	West Medford	[Icons]
Donald Lange	✓	West Medford	[Icons]
Floretta Debelak	✓	West Medford	[Icons]
Gene Hanrahan	✓	West Medford	[Icons]
Hilana Strange	✓	West Medford	[Icons]
Kareem Rase	✓	West Medford	[Icons]
Many Wildrep	✓	West Medford	[Icons]
Samella Morello	✓	West Medford	[Icons]
Virgilio Schreier	✓	West Medford	[Icons]
Wilbera Eastman	✓	West Medford	[Icons]
Alex Coonrod	✓	West Medford	[Icons]
Angelia Linger	✓	West Medford	[Icons]
Anna Menzell	✓	West Medford	[Icons]
Asa Rentroe	✓	West Medford	[Icons]
Barbara Fencil	✓	West Medford	[Icons]

Map showing school bus routes (Schog Bus 2, Schog Bus 3) and passenger locations.



Thank you for your attention!