

# July “All About Wialon” Webinar

12-12:30 pm ET

## Email Reports

**Anna Demina**  
Account Manager, North America  
[a.demina@gurtam.com](mailto:a.demina@gurtam.com)

# Agenda

1. Schedule Reports (daily, weekly, monthly)
2. Reports via File, Archive or Link (less emails in spam)
3. Custom Email Template (your advertisement)

# Schedule Reports (Daily, Weekly, Monthly)

Not Secure | us.hosting.wialon.com

login: us.hosting.wialon.com

user name: emailreports  
password: emailreports



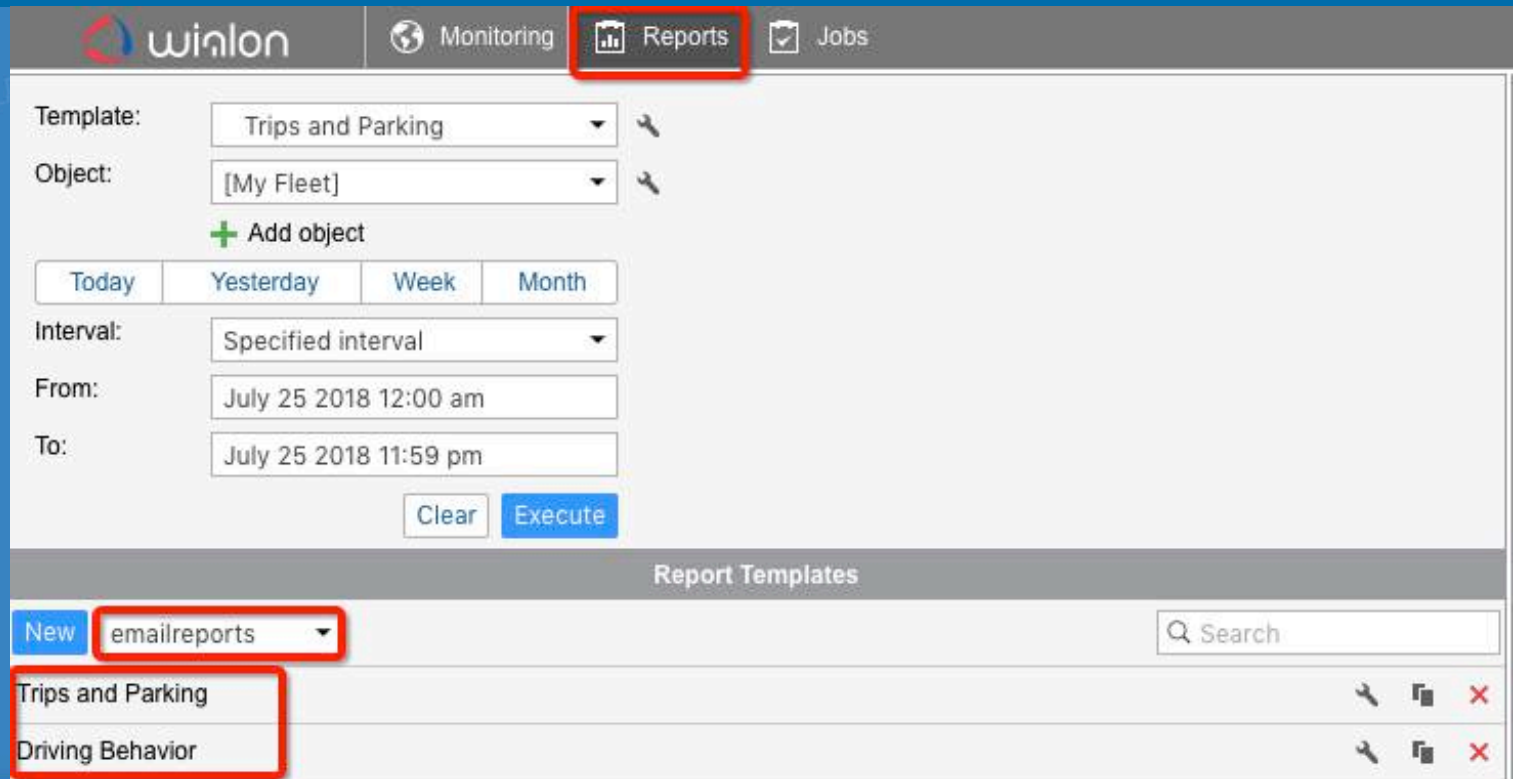
The login form features the Wialon logo at the top center. Below it, there are four input fields: 'User' with the text 'emailreports', 'Password' with masked characters, 'Language' with a dropdown menu set to 'English', and 'Branch' with two buttons: 'Stable' (highlighted in blue) and 'Beta'. Below the inputs is a 'Remember' checkbox, followed by links for 'Login as | Forgot your password?' and a copyright notice '© Gurtam'. At the bottom center is an 'Enter' button.



# 1. Schedule Reports

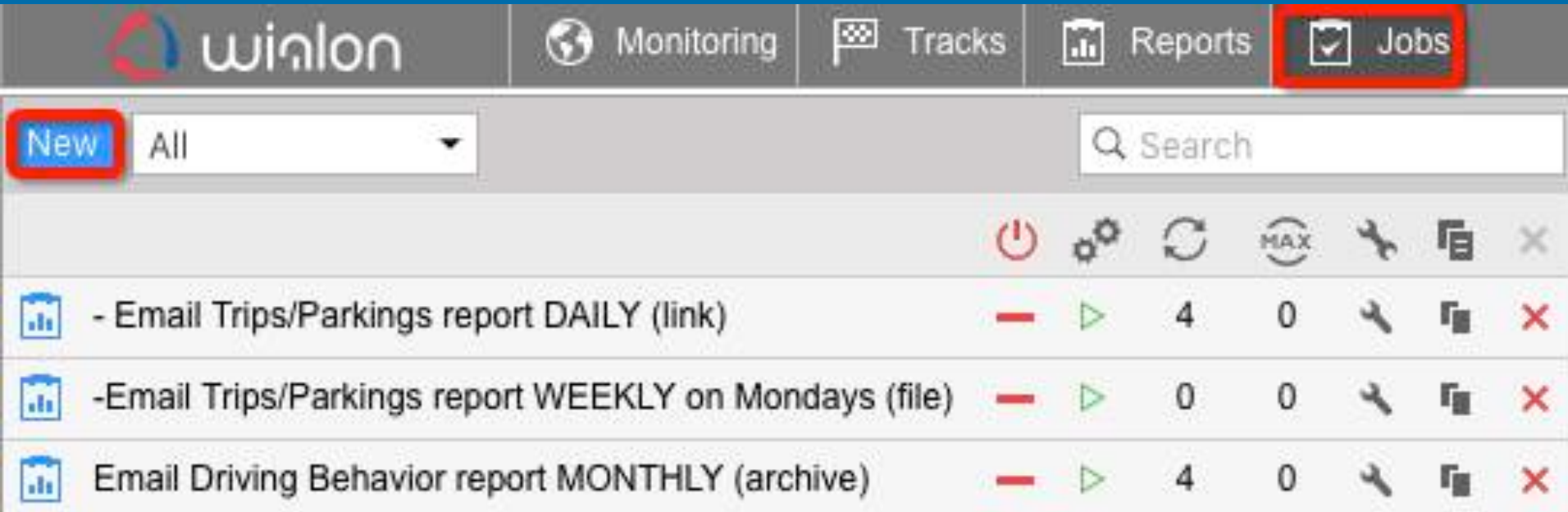
(daily, weekly, monthly)

# Check Your Reports






The screenshot shows the 'winlon' web application interface. At the top, there are navigation tabs for 'Monitoring', 'Reports', and 'Jobs'. The 'Reports' tab is highlighted with a red box. Below the navigation, there are several configuration fields: 'Template' (set to 'Trips and Parking'), 'Object' (set to '[My Fleet]'), and a '+ Add object' button. There are also buttons for 'Today', 'Yesterday', 'Week', and 'Month'. Below these are 'Interval' (set to 'Specified interval'), 'From' (set to 'July 25 2018 12:00 am'), and 'To' (set to 'July 25 2018 11:59 pm') fields. At the bottom of this section are 'Clear' and 'Execute' buttons. Below the configuration fields is a section titled 'Report Templates'. It contains a 'New' button, a dropdown menu currently showing 'emailreports', and a search bar. Below the dropdown, two report templates are listed: 'Trips and Parking' and 'Driving Behavior'. Both of these report names are highlighted with red boxes. Each report entry has a wrench icon, a square icon, and a red 'X' icon to its right.

# Create New Job to Schedule Report



The screenshot shows the Winlon software interface. The top navigation bar includes the Winlon logo and tabs for Monitoring, Tracks, Reports, and Jobs. The Jobs tab is highlighted with a red box. Below the navigation bar, there is a 'New' button (highlighted with a red box) and a dropdown menu currently set to 'All'. To the right is a search bar labeled 'Search'. Below these elements is a table of scheduled jobs. Each job row includes a report icon, a description, a status indicator (red minus or green triangle), a frequency value, a count, a 'MAX' indicator, a wrench icon, a document icon, and a close icon (red X).

	- Email Trips/Parkings report DAILY (link)	—	▶	4	0	⚙️	📄	✖
	-Email Trips/Parkings report WEEKLY on Mondays (file)	—	▶	0	0	⚙️	📄	✖
	Email Driving Behavior report MONTHLY (archive)	—	▶	4	0	⚙️	📄	✖

## Create New Job – Choose Resource

New Job ×

Resources

emailreports

emailreports admin

**job and report should be created  
in the same resource**

# Create New Job – Select Job Type

New Job ×

Select job type

- Execute a command over unit(s)
- Change access to units
- Send a report by e-mail
- Send fuel information by e-mail or SMS
- Mileage counters
- Engine hours counters
- GPRS traffic counters

Cancel Next



# Create New Job – Choose Report and File Format

## New Job



Report template:

Trips and Parking

Trips and Parking

Driving Behavior

HTML

PDF

Excel

XML

CSV

File format:

# Create New Job – Choose Recipients

**New Job** ✕

CSV

Parameters:

- Compress report files
- Split chart by:
- Disable links to Google Maps in PDF and Excel files
- Attach map (for PDF and HTML only)
  - Squeeze in all graphics
  - Hide cartographic basis

Interval:

Including current

Content:


- Send files/archives
- Send links to files/archives






Recipients:

<input type="checkbox"/>	<input type="text"/>
<input checked="" type="checkbox"/>	youremail@gmail.com
<input type="checkbox"/>	<input type="text"/>
<input type="checkbox"/>	<input type="text"/>

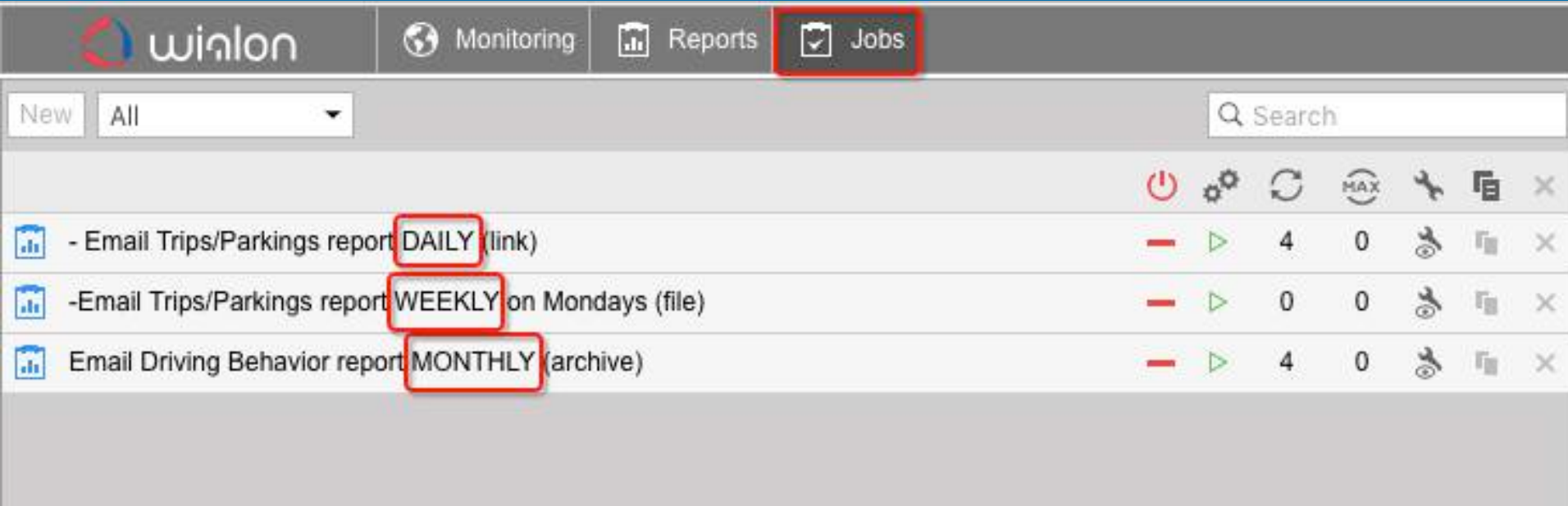
# Create New Job – Select Units

**New Job** ×

 All

<input type="checkbox"/>  [My Fleet]	<input type="checkbox"/>  Bus 1 (FL)
<input type="checkbox"/>  GNX US	<input type="checkbox"/>  XT-2060 US
<input type="checkbox"/>  XT-2460 US	

# Schedule Reports (Daily, Weekly, Monthly)



The screenshot shows the 'winlon' software interface. The top navigation bar includes 'Monitoring', 'Reports', and 'Jobs' (highlighted with a red box). Below the navigation bar, there is a 'New' button and a dropdown menu set to 'All'. A search bar is located on the right. The main area displays a list of three scheduled reports, each with a red box around its frequency:

Report Name	Frequency	Run Count	Failed Count	Actions
- Email Trips/Parkings report (link)	DAILY	4	0	Stop, Settings, Refresh, Maximize, Edit, Close
- Email Trips/Parkings report WEEKLY on Mondays (file)	WEEKLY	0	0	Stop, Settings, Refresh, Maximize, Edit, Close
Email Driving Behavior report (archive)	MONTHLY	4	0	Stop, Settings, Refresh, Maximize, Edit, Close

# Schedule Reports (Daily)

## Time Interval

**Job Properties - - Email Trips/Parkings report DAILY (...)**

Page orientation: Landscape  
Page size: A4  
Page width: Fixed

Excel  
 XML  
 CSV

Parameters:

Compress report files  
 Split chart by: days  
 Disable links to Google Maps in PDF and Excel files  
 Attach map (for PDF and HTML only)  
 Squeeze in all graphics  
 Hide cartographic basis

Interval: For previous  
1 days

Including current  
 Send files/archives

Content:

Cancel Back Next

## Execution schedule + Time limitation

**Job Properties - - Email Trips/Parkings report DAILY (...)**

Name: - Email Trips/Parkings report DAILY (lin)  
Description:

Execution schedule:  each 0 hours 1 minutes  
 on schedule 8:00

Activation time: February 16 2017 03:00 am  
Max executions:

Enabled:

Time limitation:  Mon, Tue, Wed, Thu, Fri, Sat, Sun

**select all weekdays**

Cancel Back OK

# Schedule Reports (Weekly)

every Monday at 8:00am

August 2018

< Today >

Sun	Mon	Tue	Wed	Thu	Fri	Sat
29	30	31	Aug 1	2	3	4
5	6	7	8	9	10	11
12	13	14	15	16	17	18
19	20	21	22	23	24	25
	Eid al-Adha					
26	27	28	29	30	31	Sep 1
2	3	4	5	6	7	8
	Labor Day					

1 previous week

# Schedule Reports (Weekly)

## Time Interval

**Job Properties - -Email Trips/Parkings report WEEKLY o...**

Page orientation: Landscape  
Page size: A4  
Page width: Fixed


Excel  
 XML  
 CSV

Parameters:

Compress report files  
 Split chart by: days  
 Disable links to Google Maps in PDF and Excel files  
 Attach map (for PDF and HTML only)  
 Squeeze in all graphics  
 Hide cartographic basis

Interval: For previous  
1 weeks

Including current

Content:  Send files/archives

Cancel Back Next

## Execution schedule + Time limitation


**Job Properties - -Email Trips/Parkings report WEEKLY o...**

Name: -Email Trips/Parkings report WEEKLY o...  
Description:

Execution schedule:  
 each 0 hours 0 minutes  
 on schedule 8:00

Activation time: February 16 2017 03:00 am  
Max executions:

Enabled:

Time limitation:  Mon

**select Monday**

Cancel Back OK

# Schedule Reports (Monthly)

every 1<sup>st</sup> day of each month at 8:00am

August 2018 < Today >

Sun	Mon	Tue	Wed	Thu	Fri	Sat
29	30	31	Aug 1	2	3	4
5	6	7	8	9	10	11
12	13	14	15	16	17	18
19	20 Eid al-Adha	21	22	23	24	25
26	27	28	29	30	31	Sep 1
2	3 Labor Day	4	5	6	7	8



# Schedule Reports (Monthly)

## Time Interval

**Job Properties – Email Driving Behavior report MONTHLY..**

Page orientation: Landscape  
Page size: A4  
Page width: Fixed

Excel  
 XML  
 CSV

Parameters:

- Compress report files
- Split chart by: days
- Disable links to Google Maps in PDF and Excel files
- Attach map (for PDF and HTML only)
  - Squeeze in all graphics
  - Hide cartographic basis

Interval: For previous  
1 months

Including current

Content:  Send files/archives

Cancel Back Next

## Execution schedule + Time limitation

**Job Properties – Email Driving Behavior report MONTHLY..**

Name: Email Driving Behavior report MONTHL

Description:

Execution schedule:  each 0 hours 1 minutes  on schedule 8:00 **8:00am**

Activation time: February 16 2017 03:00 am

Max executions:

Enabled:

Time limitation:  1, Jan, Feb, Mar, Apr, May, Jun, Jul, Aug, Sep, Oc...

**select 1st day and all months**

Cancel Back OK

# Schedule Reports (Monthly)

## Time limitation

**Job Properties – Email Driving Behavior report MONTHLY...**

Name: Email Driving Behavior report MONTHL

Description:

Execution schedu

Activation time:

Max executions: 1

Enabled:

Time limitation:

**Time limitation**

Time

Week days

**Days**

1	2	3	4	5	6	7	8	9	10	
11	12	13	14	15	16	17	18	19	20	
21	22	23	24	25	26	27	28	29	30	
31										

Months Jan, Feb, Mar, Apr, May, Jun, Jul, Aug, ...

Cancel OK

Cancel Back OK

**Job Properties – Email Driving Behavior report MONTHLY...**

Name: Email Driving Behavior report MONTHL

Description:

Execution schedu

Activation time:

Max executions: 1

Enabled:

Time limitation:

**Time limitation**

Time

Week days

**Days**

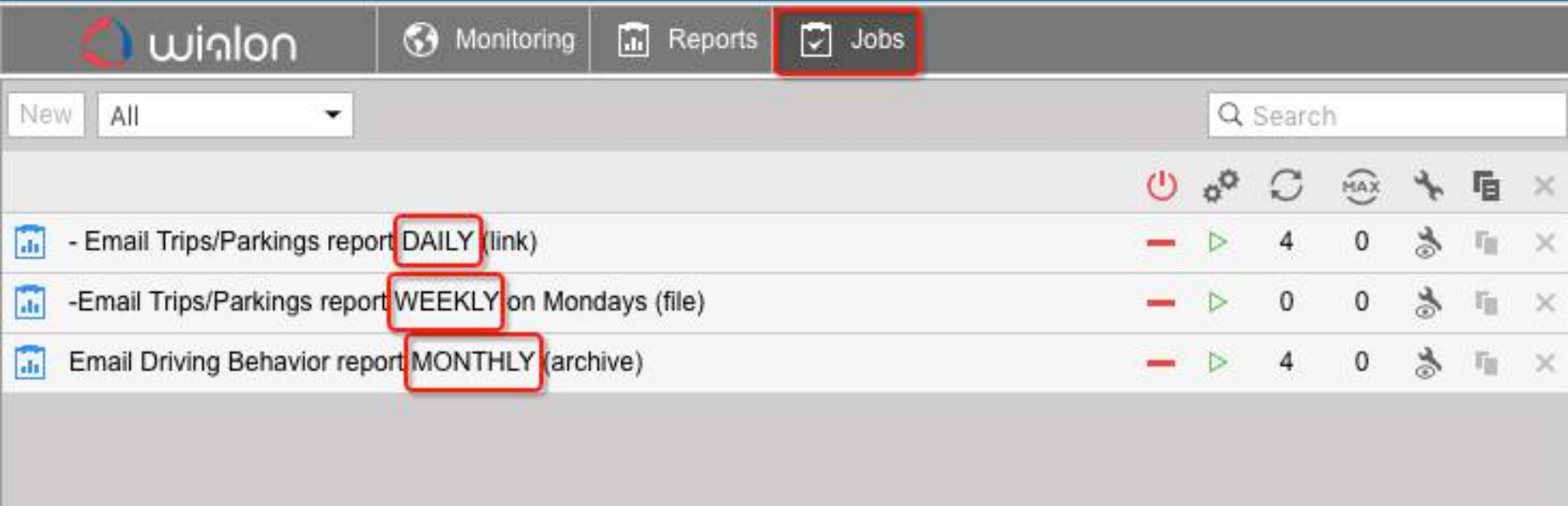
Months Jan, Feb, Mar, Apr, May, Jun, Jul, Aug, ...

January	February	March	April
May	June	July	August
September	October	November	December

Cancel OK

Cancel Back OK

# Schedule Reports (Daily, Weekly, Monthly)



The screenshot shows the 'winlon' software interface. The top navigation bar includes 'Monitoring', 'Reports', and 'Jobs' (highlighted with a red box). Below the navigation bar, there is a 'New' button and a dropdown menu set to 'All'. A search bar is located on the right. The main area displays a list of three scheduled reports, each with a red box around its frequency:

Report Name	Frequency	Status	Count	Max	Tools
- Email Trips/Parkings report (link)	DAILY	Red minus, Green play	4	0	Wrench, Folder, Close
- Email Trips/Parkings report (file)	WEEKLY on Mondays	Red minus, Green play	0	0	Wrench, Folder, Close
Email Driving Behavior report (archive)	MONTHLY	Red minus, Green play	4	0	Wrench, Folder, Close

# Schedule Reports (Daily, Weekly, Monthly)

Not Secure | us.hosting.wialon.com



login: us.hosting.wialon.com

user name: emailreports  
password: emailreports



User:

Password:

Language:

Branch:

Remember

[Login as](#) | [Forgot your password?](#)  
© Gurtam

Enter



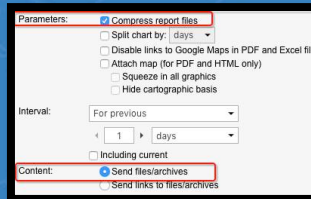
## 2. Reports via File, Archive or Link

(less emails in spam)

# Reports via File, Archive or Link (less emails in spam)

**\*Default**

## 1. Send Archive (Zipped File)



Parameters:  Compress report files  
 Split chart by: days  
 Disable links to Google Maps in PDF and Excel files  
 Attach map (for PDF and HTML only)  
 Squeeze in all graphics  
 Hide cartographic basis

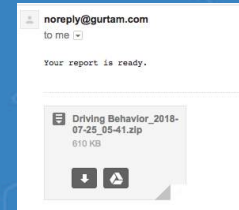
Interval: For previous  
1 days

Including current

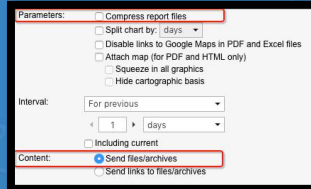
Content:  Send files/archives  
 Send links to files/archives

-> **Compress** report files (active)

-> Send files/archives (selected)



## 2. Send Unzipped File(s)



Parameters:  Compress report files  
 Split chart by: days  
 Disable links to Google Maps in PDF and Excel files  
 Attach map (for PDF and HTML only)  
 Squeeze in all graphics  
 Hide cartographic basis

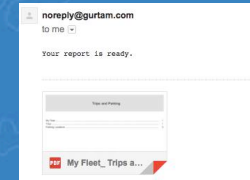
Interval: For previous  
1 days

Including current

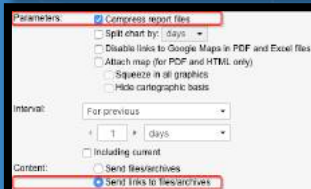
Content:  Send files/archives  
 Send links to files/archives

-> **Compress** report files (inactive)

-> Send files/archives (selected)



## 3. Send Link to Zipped File



Parameters:  Compress report files  
 Split chart by: days  
 Disable links to Google Maps in PDF and Excel files  
 Attach map (for PDF and HTML only)  
 Squeeze in all graphics  
 Hide cartographic basis

Interval: For previous  
1 days

Including current

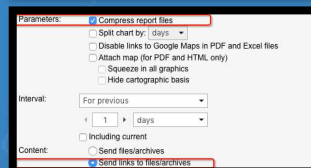
Content:  Send files/archives  
 Send links to files/archives

-> **Compress** report files (active)

-> Send links to files/archives (selected)



## 4. Send Link to Unzipped File



Parameters:  Compress report files  
 Split chart by: days  
 Disable links to Google Maps in PDF and Excel files  
 Attach map (for PDF and HTML only)  
 Squeeze in all graphics  
 Hide cartographic basis

Interval: For previous  
1 days

Including current

Content:  Send files/archives  
 Send links to files/archives

-> **Compress** report files (inactive)

-> Send links to files/archives (selected)



# Reports via Archive (Zipped File) – Default

**Parameters:**  **Compress report files**

Split chart by: days ▾

Disable links to Google Maps in PDF and Excel files

Attach map (for PDF and HTML only)

Squeeze in all graphics

Hide cartographic basis

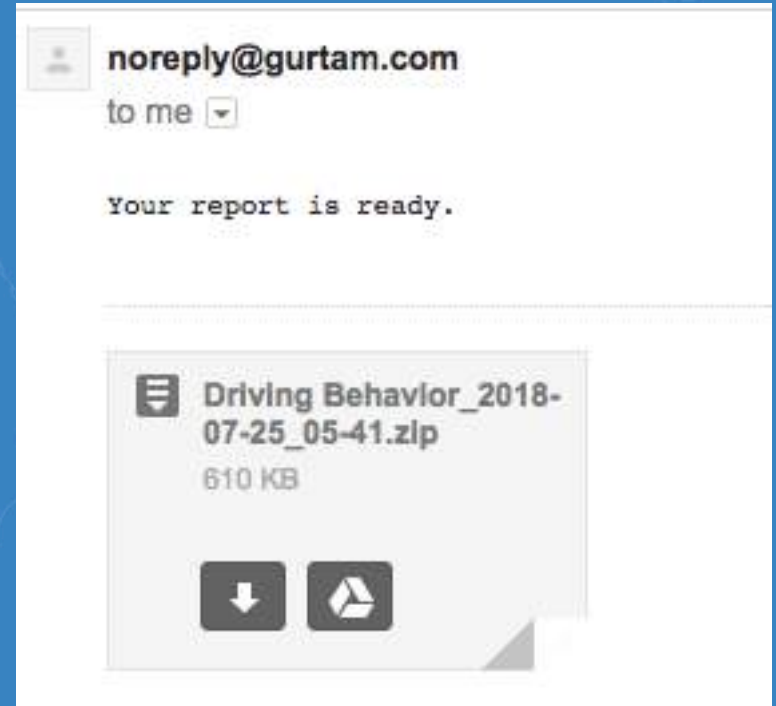
**Interval:** For previous ▾

◀ 1 ▶ days ▾

Including current

**Content:**  **Send files/archives**

Send links to files/archives



# Reports via File

**Parameters:**

- Compress report files
- Split chart by: days
- Disable links to Google Maps in PDF and Excel files
- Attach map (for PDF and HTML only)
  - Squeeze in all graphics
  - Hide cartographic basis

**Interval:**

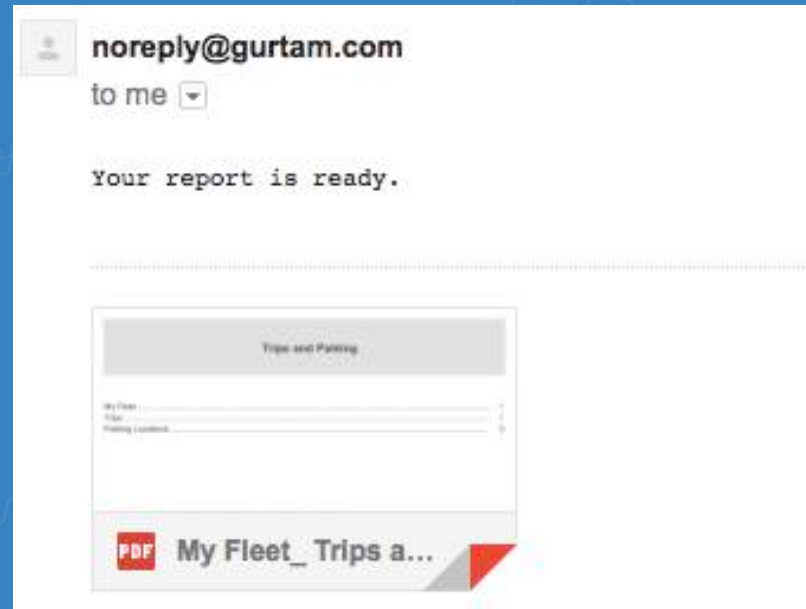
For previous

1 days

Including current

**Content:**

- Send files/archives
- Send links to files/archives





# Reports via Link to Archive

Parameters:  Compress report files

Split chart by: days

Disable links to Google Maps in PDF and Excel files

Attach map (for PDF and HTML only)

Squeeze in all graphics

Hide cartographic basis

Interval: For previous

1 days

Including current

Content:  Send files/archives

Send links to files/archives

noreply@gurtam.com

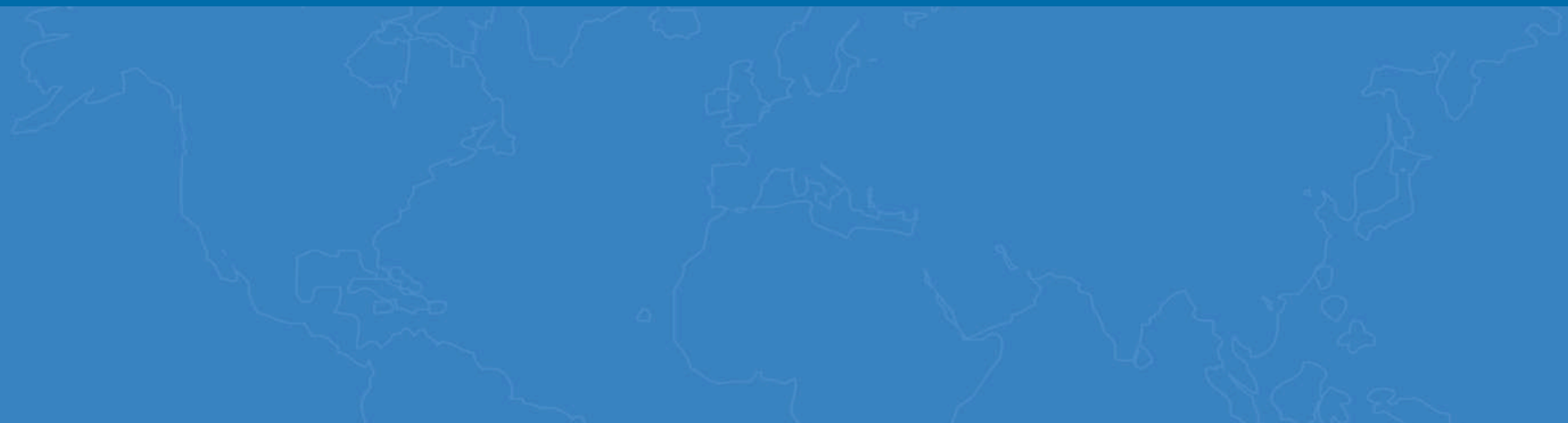
to me

Your report is ready.

[http://tracking-reports.info/99103aa0a8e56d5305c09bf1a81f4448/\\_\\_\\_Trips\\_and\\_Parking\\_2018-07-25\\_11-30.zip](http://tracking-reports.info/99103aa0a8e56d5305c09bf1a81f4448/___Trips_and_Parking_2018-07-25_11-30.zip)

Note that report links expire after 10 days.

# Reports via Link to File



**noreply@gurtam.com**

to me ▾

Your report is ready.

[http://tracking-reports.info/4b549e6bba5a934ac537174c7cf2d85b/My\\_Fleet\\_Trips\\_and\\_Parking\\_2018-07-25\\_05-39.pdf](http://tracking-reports.info/4b549e6bba5a934ac537174c7cf2d85b/My_Fleet_Trips_and_Parking_2018-07-25_05-39.pdf)

Note that report links expire after 10 days.

# Reports via File, Archive or Link



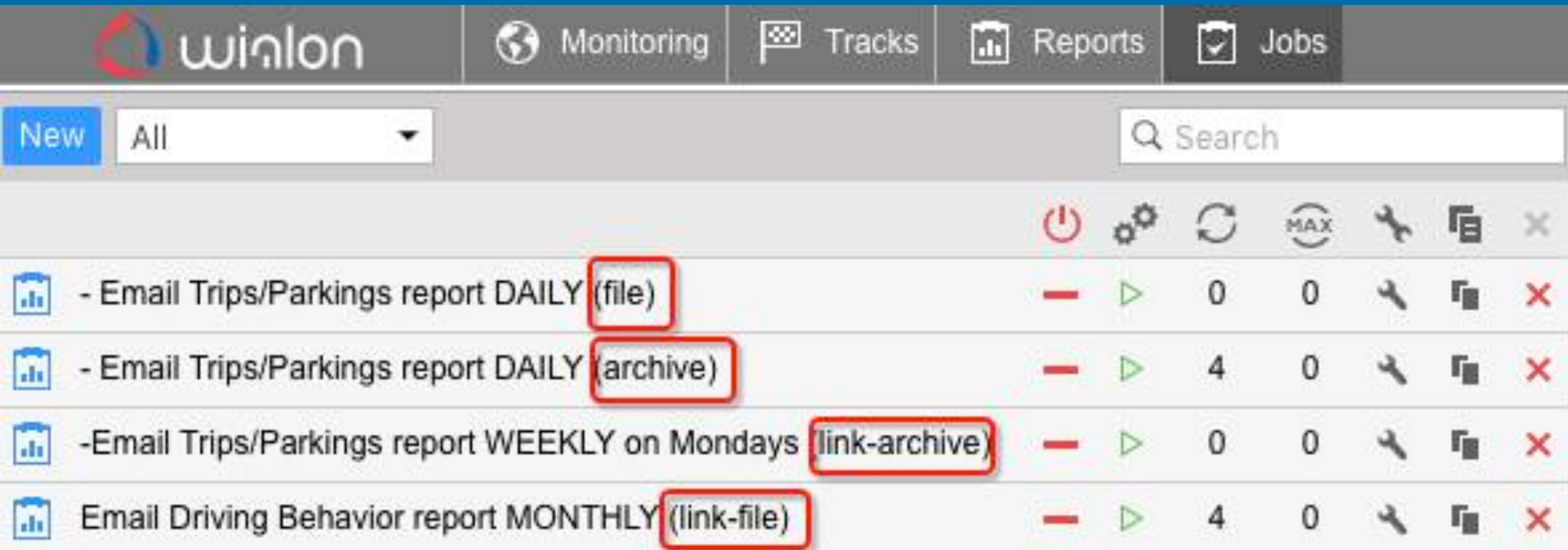
login: us.hosting.wialon.com  
user name: emailreports  
password: emailreports



The login page features the Wialon logo at the top center. Below it are input fields for 'User' (containing 'emailreports'), 'Password' (masked with dots), and 'Language' (set to 'English'). A 'Branch' selector is set to 'Stable'. There is a 'Remember' checkbox and links for 'Login as' and 'Forgot your password?'. The footer includes '© Gurtam' and an 'Enter' button.



## Reports via File, Archive or Link



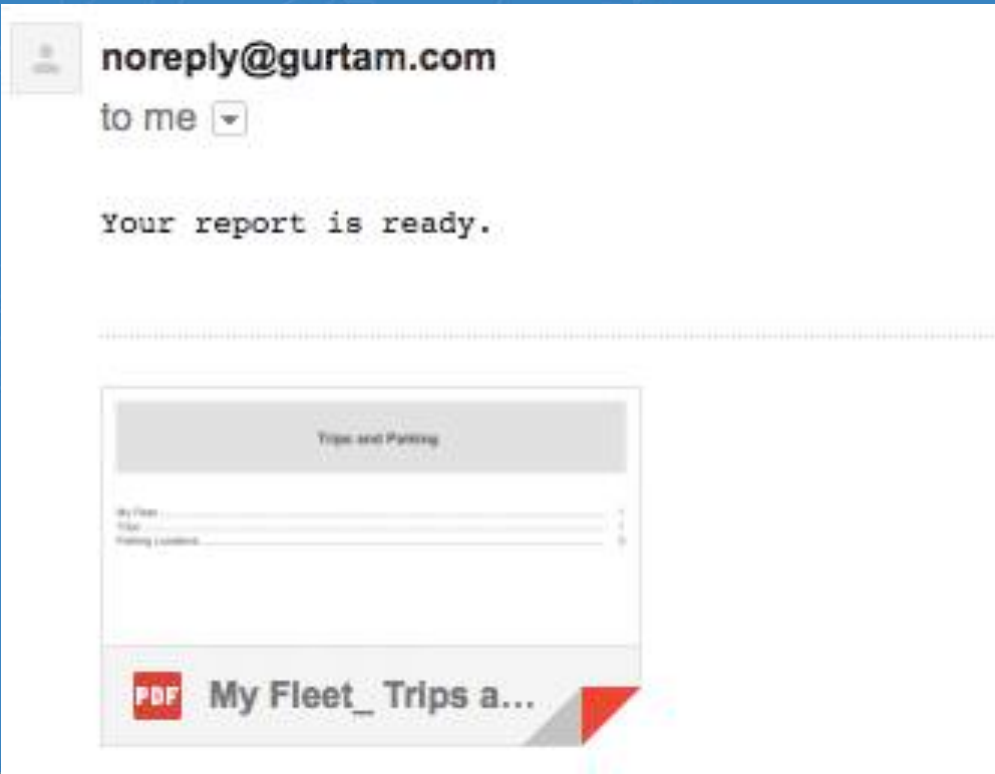
The screenshot shows the Winlon Reports interface. The top navigation bar includes the Winlon logo and tabs for Monitoring, Tracks, Reports, and Jobs. Below the navigation bar, there is a 'New' button, a dropdown menu set to 'All', and a search bar. The main area displays a list of reports with various icons and status indicators. The report formats are highlighted in red boxes:

Report Name	Format	Stop	Play	Count	Max	Settings	Copy	Delete
- Email Trips/Parkings report DAILY	(file)	—	▶	0	0	⚙️	📄	✖
- Email Trips/Parkings report DAILY	(archive)	—	▶	4	0	⚙️	📄	✖
-Email Trips/Parkings report WEEKLY on Mondays	(link-archive)	—	▶	0	0	⚙️	📄	✖
Email Driving Behavior report MONTHLY	(link-file)	—	▶	4	0	⚙️	📄	✖

# 3. Custom Email Template

(your advertisement )

# Custom Email Template (your advertisement)



# Custom Email Template (your advertisement)



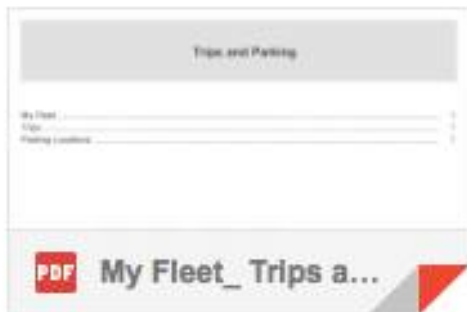
**noreply@gurtam.com**

to me

Your report `Trips and Parking for My Fleet` is ready.

Have questions about this report?

Contact support: +1(303)303-33-33 or email: [support@best.gpstracking.com](mailto:support@best.gpstracking.com)



# Custom Email Template (your advertisement)

[Dashboard](#)

Apps ▾ 11:40:16 am (-04) | emailreports admin ↵

Accounts ×

**double click on account name**

	Name	Creator	Parent account	Billing plan	Dealer rights	Units	Balance	Days	Status	Blocked	Contents	Delete	
1	emailreports	emailreports	emailreports admin	Gurtam US		0	\$0.00		✓		▮	✕	
2	emailreports admin	emailreports admin	Wialon_Star	Gurtam US	Dealer	0	\$0.00		✓		▮	✕	



# Custom Email Template (your advertisement)

**Account Properties – emailreports**

General Services Restrictions Access Custom Fields **Advanced** Statistics

Custom FTP server ?

Host:

Login:

Password:

Directory:

Custom letter template ?

Subject:

Body:

Have questions about this report?  
Contact support: +1(303)303-33-33 or email: support@best.gpstracking.com

Parameter	Description
%JOB_NOTIFICATION%	Name of job or notification
%TEMPLATE%	Name of report template
%DATE_TIME%	Date and time
%ITEM%	Name of item in the report
%LINK%	Link to download the report

Restore Contents Cancel OK

# Custom Email Template (your advertisement)



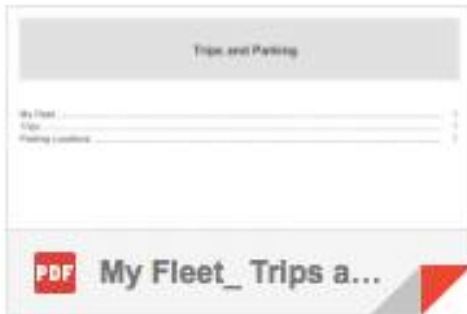
**noreply@gurtam.com**

to me

Your report `Trips and Parking for My Fleet` is ready.

Have questions about this report?

Contact support: +1(303)303-33-33 or email: [support@best.gpstracking.com](mailto:support@best.gpstracking.com)





**Thank you for your attention!**